






THE NAUGHTY LETTERS







SMILE LETTERS





THE NAUGHTY LETTERS



Name _____

Date _____

Write the naughty letters.

و و (W)

و و

أ أ (A)

أ أ

ذ ذ (THE)

ذ ذ

د د (D)

د د

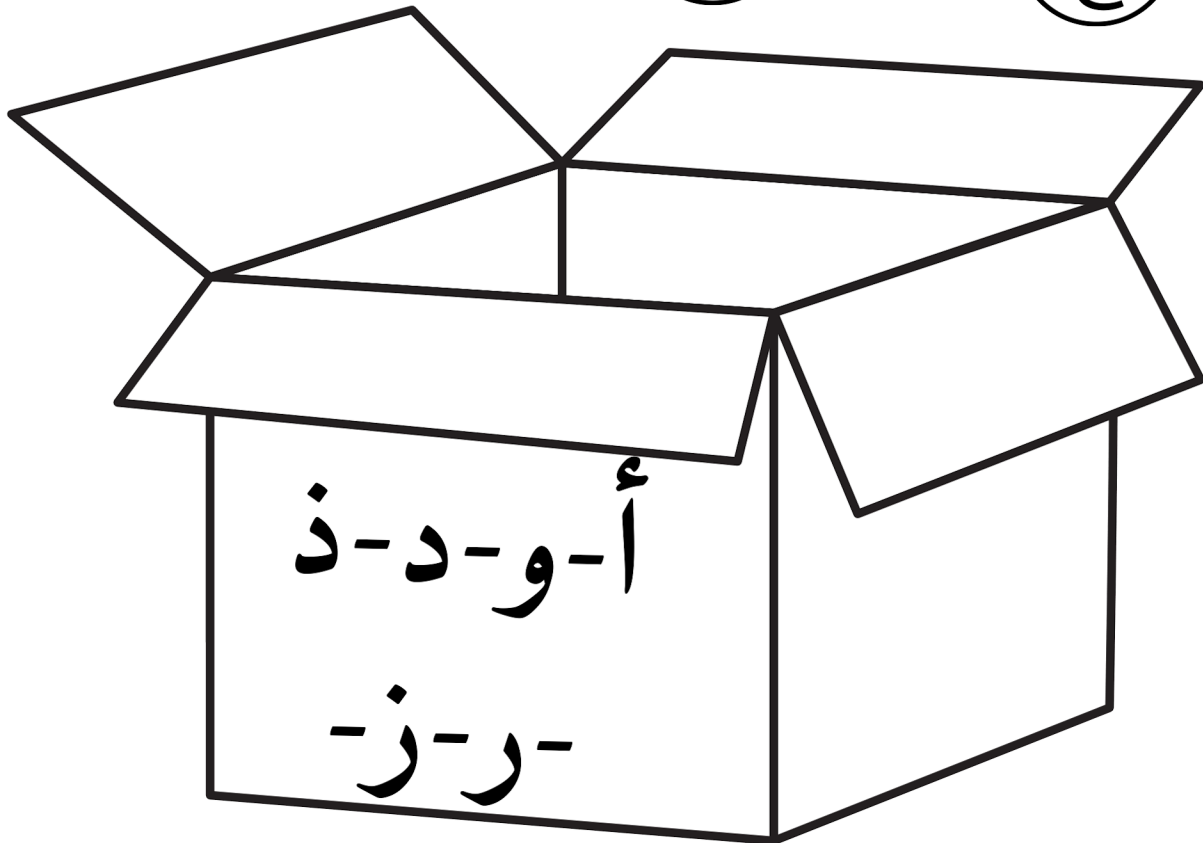

ز ز (Z)

ز ز

ر ر (R)

ر ر

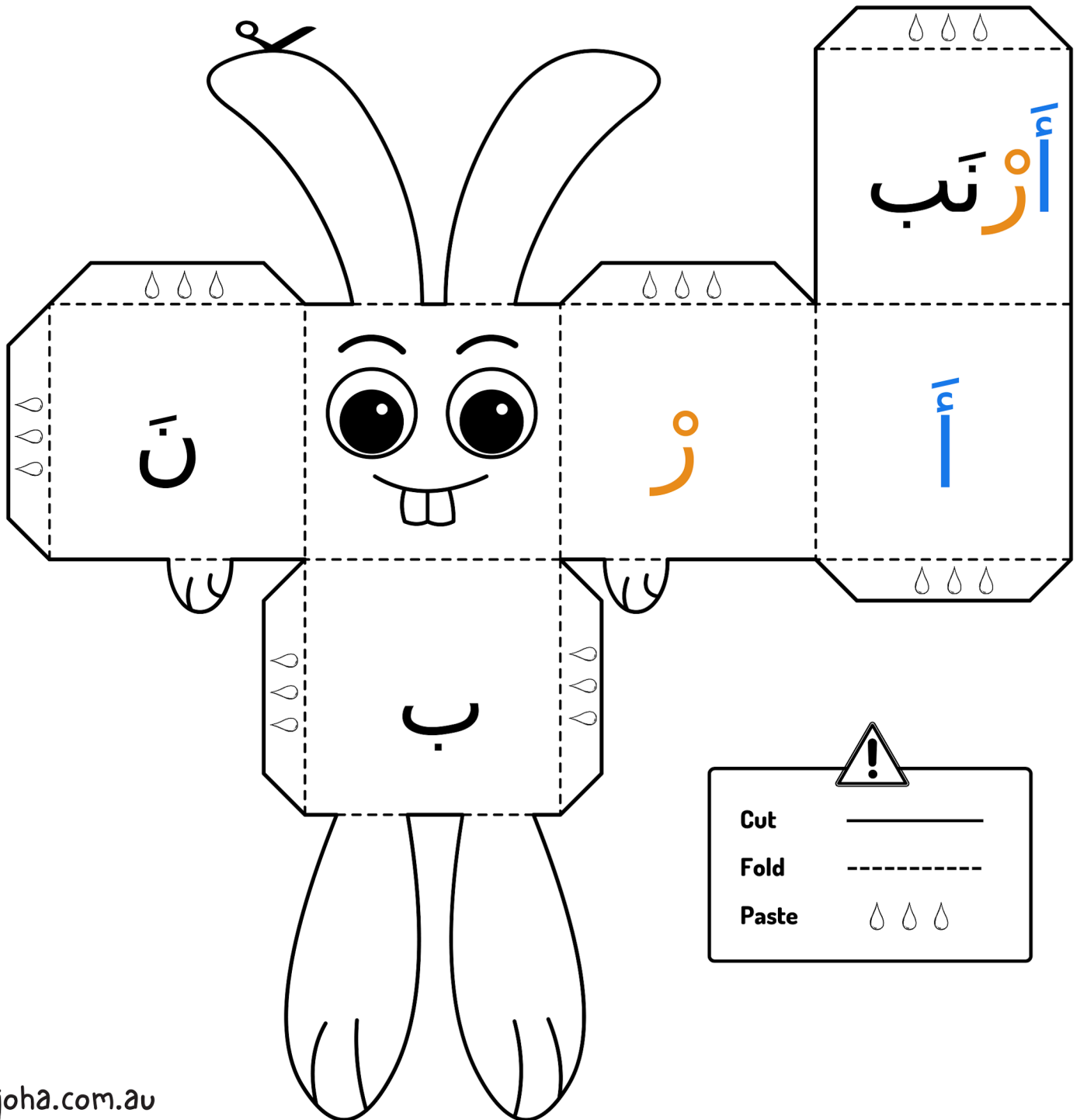
Find the naughty letters



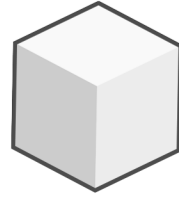
أرنب

- Paint, cut, fold and paste the rabbit according to the instructions given below.

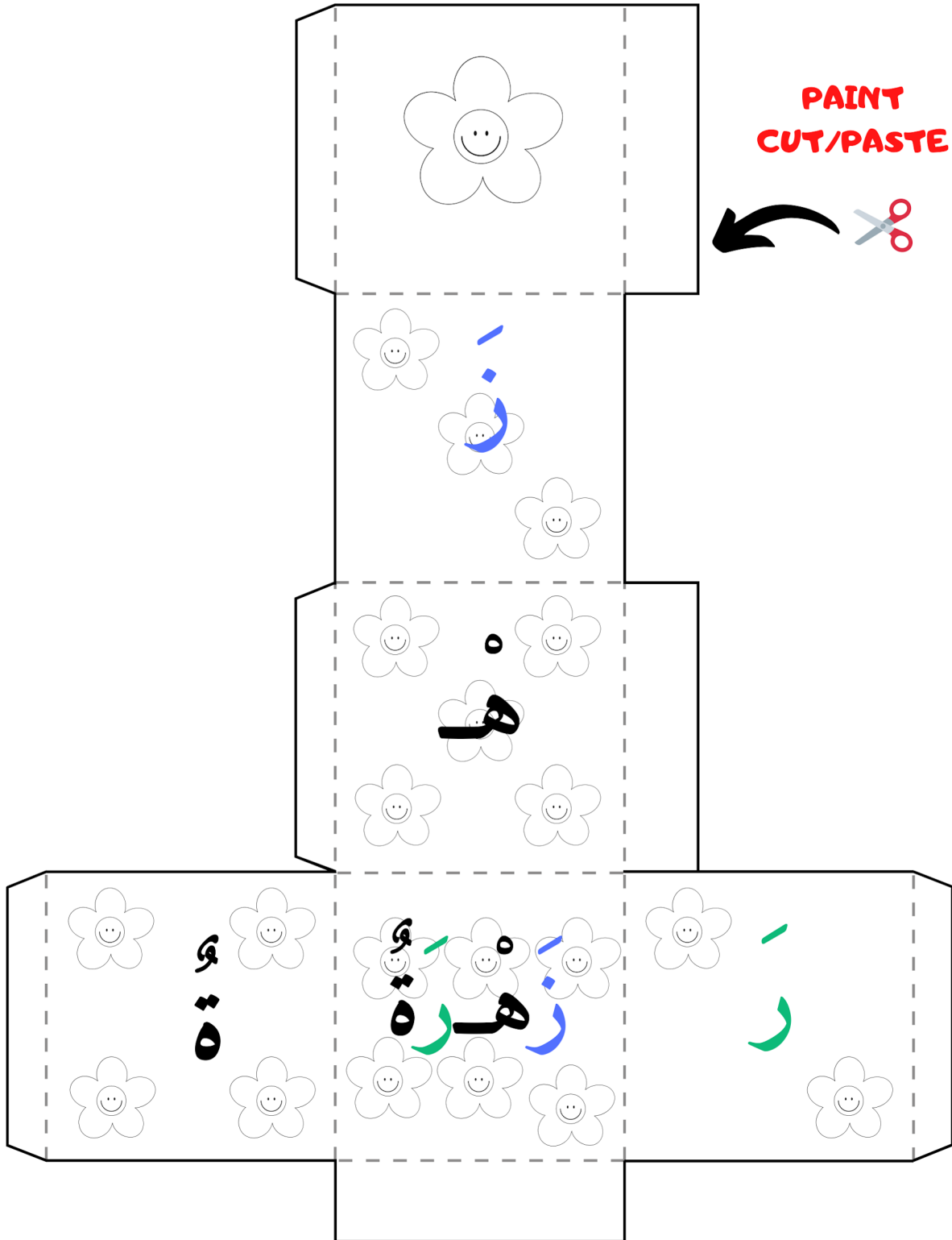
1. PAINT 2. CUT 3. FOLD 4. PASTE





DAISY




- ** Paint one flower on each surface.
- ** Cut the cube from its outer lines.
- ** Fold and paste from the cut lines.





وجه

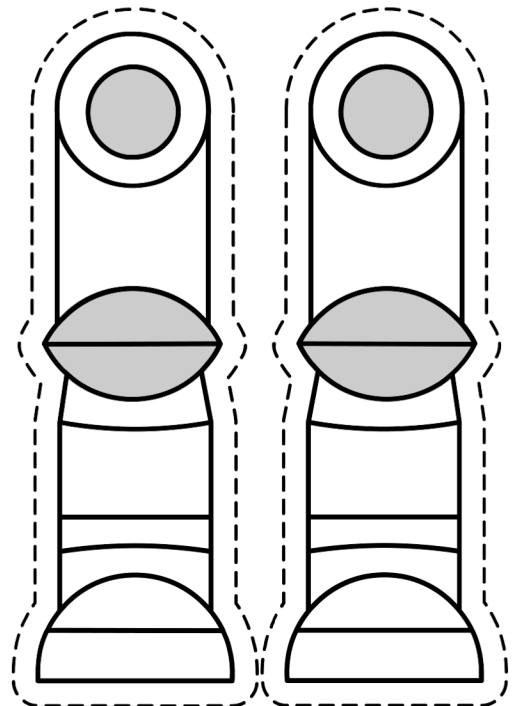
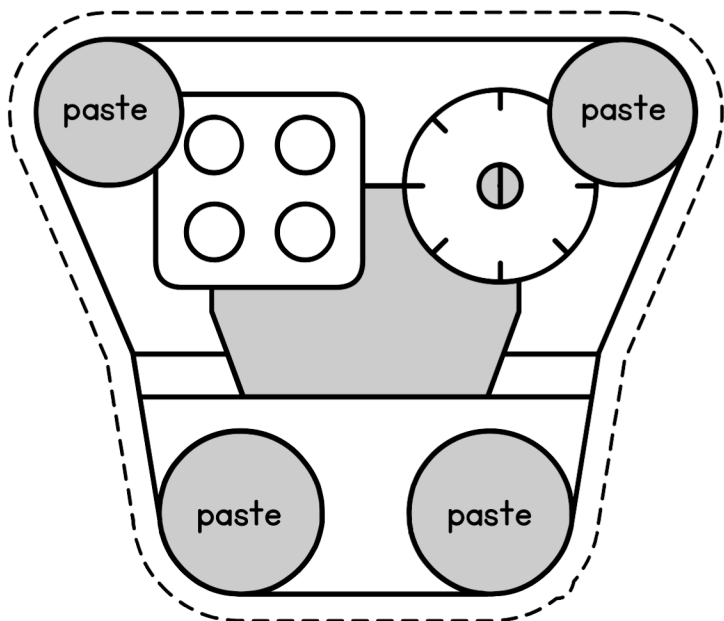
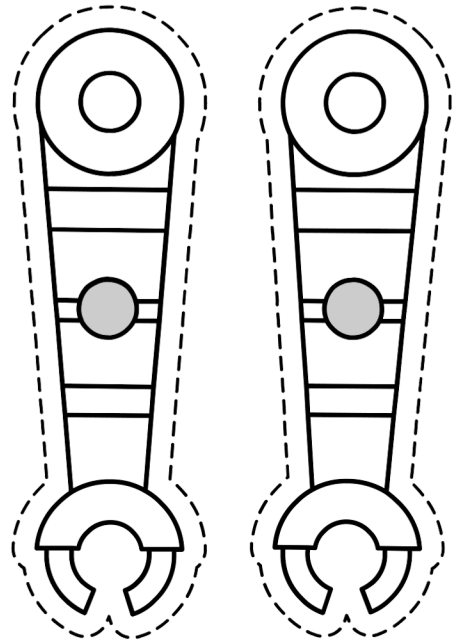

Carefully cut along the zig-zag lines using your scissors.



روبوت

Make Your Own Robot

Cut along the dotted lines and paste together to make your own robot.



أ- و- د- ذ- ر- ز



دِيك



وَجْه



أرنب



زهرة



رجل



ذئب

Name _____

Date _____

Write the naughty letters.

A handwriting practice sheet featuring a vertical solid line down the center and six horizontal dashed lines. The dashed lines are arranged in three pairs, one pair on each side of the vertical line. Two faint, light gray letters are visible: a lowercase 'j' on the left side and a lowercase 'i' on the right side, both positioned between the second and third dashed lines from the top.


Name _____

Date _____

Write the naughty letters.

The image shows a handwriting practice sheet. It features a vertical solid line down the center and four horizontal dashed lines. The first row from the top has faint grey letters 'ز' on the left and 'ر' on the right of the vertical line, positioned between the second and third dashed lines. The remaining three rows are empty, providing space for practice.

أ - و - د - ذ - ر - ز



دِيك



وَجْه



أَرنب



زَهْرَة




رَجْل



ذَيْب

Raa'

راء



Final

Medial

Initial

Isolated

Zay

زاي



Final


Medial

Initial

Isolated

Waaw

واو



Final


Medial

Initial

Isolated

Alif

ألف




Right-joined



Isolated

Daal

دال



Final



Medial



Initial



Isolated

Dhaal

ذال



Final



Medial



Initial




Isolated

Name :

CUTE ROBOT

روبوت



- Paint the robot parts.
- Cut the robot from the dotted lines.
- Paste at the marked places.

